

# BRAZARGENT 1505

( Bare rods / Coated rods)

Cadmium Free Silver (5%) Brazing Alloy

## TECHNICAL DATA SHEET 155

### Specifications:

Alloy	Working Temperature (°C)	NF EN ISO 17672 (2016-11)	DIN 8513	EN ISO 3677	AMS
Ag-Cu-Zn	860	Ag 205	L-Ag5	B-Cu55ZnAg(Si)-820/870	-

### Characteristics:

**BRAZARGENT 1505** is a Ternary Cd free alloy which main elements are: Copper, Zinc, Silver (5%) and Silicon. Silver and Zinc contents lowers the melting point. This viscous alloy is suitable to join most Ferrous and Non-Ferrous metals with the notable exception of Aluminium and Magnesium. Its low fluidity makes it suitable in joint configurations where the fit up is poor. It has good fillet-forming capabilities. Due to high melting alloy it is recommended for step brazing techniques. The high temperature flux coating improves the alloy flow profile.

**BRAZARGENT 1505:** rods are available in bare rods (to be used with ours **BORINOX** or **POLYFLUX**) or in coated rods.

### Applications:

**BRAZARGENT 1505** can be used for brazing ferrous metal and Steels, It can be recommended for brazing Copper and Copper based alloys, Alloy has an application in Refrigeration and Air conditioning industry, Plumbing Technology. Operating temperature for brazed joint is approx. -200°C to +200°C (without loss in strength).

### Typical Chemical Compositions (%):

Ag	Cu	Zn	Si	Al	Bi	Cd	P	Pb	Max impurities
5.00	54.50	40.15	0.20	<0.001	<0.03	<0.01	<0.008	<0.025	<0.15





### Typical Physical Properties:

Colour	Solidus (°C)	Liquidus (°C)	Density g/cm <sup>3</sup>	Elongation %	Tensile strength (MPa)	Electrical Conductivity (%IACS)	Electrical Resistivity (Micro-ohm-cm)
Silver Yellow	820	870	8.40	15 %	380	-	-

### Properties of Brazed Joint:

The properties of a brazed joint dependent upon numerous factors including base metal properties, joint design, metallurgical interactions between the base metal and the filler metal.

### Standard Size, Types and Heat Source Recommendations:

Size Ø x 500 (mm)	Type						 OXY/ACETYLENE	 INDUCTION	 AERO-PROPANE	 FOUR/OVEN
	Bare	Coated	TBW	Coil/Spool	Preforms					
Ø 1.5 to 3.0	√	√	X	√	√	Bare	√	√	X	√
						Coated	√	X	X	√

Customised sizes other than above standard dimensions are solicited case to case basis

**Liability:** This document is intended to assist the user in choosing the product. It is up to the user to verify that the chosen product is suitable for applications for which it is intended. The company FSH Welding Group reserves the right to alter specifications without prior notice of its products. The descriptions, illustrations and specifications are for reference only and cannot be held liable for FSH Welding Group. **Fumes:** Consult information on MSDS, available upon request.